











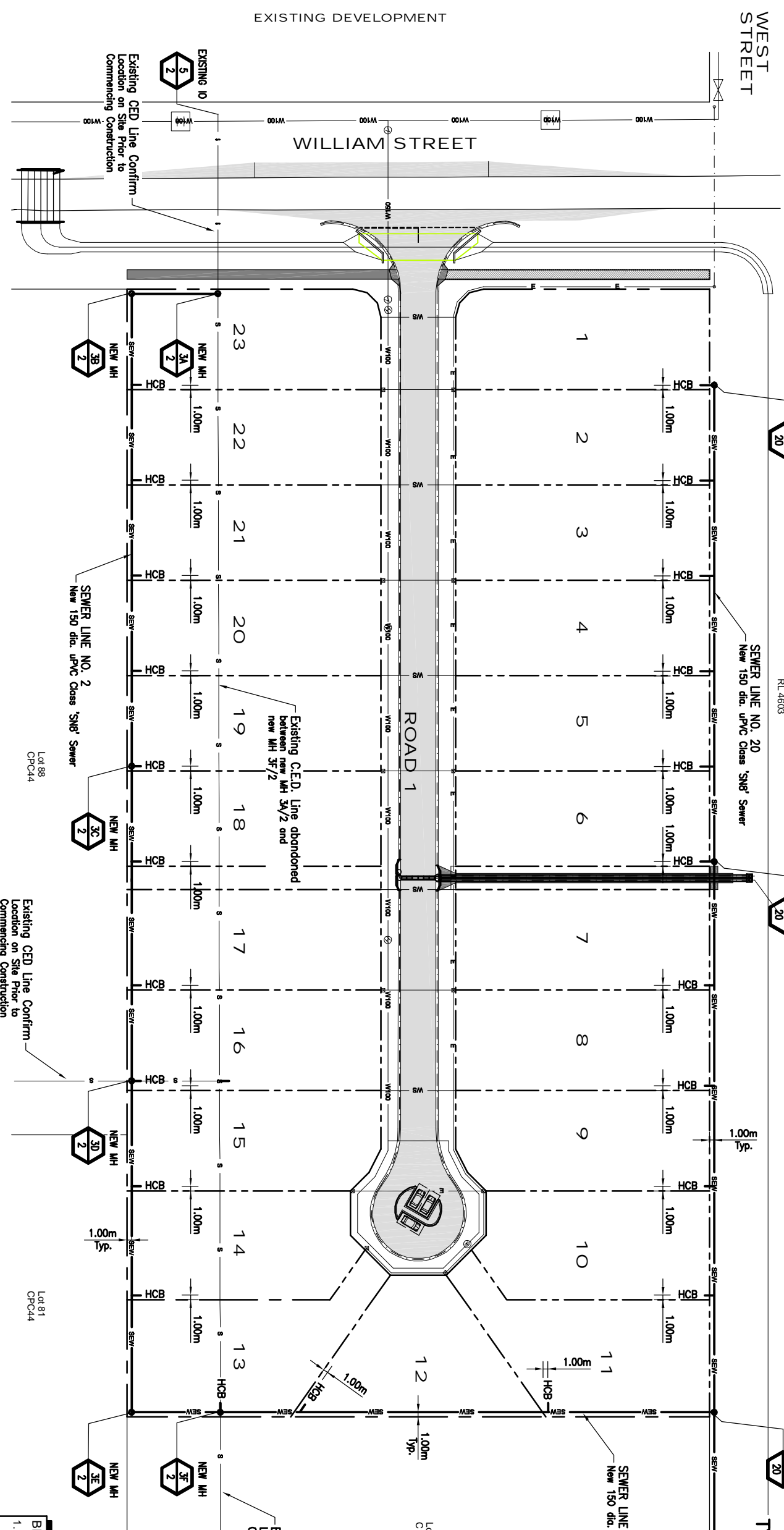
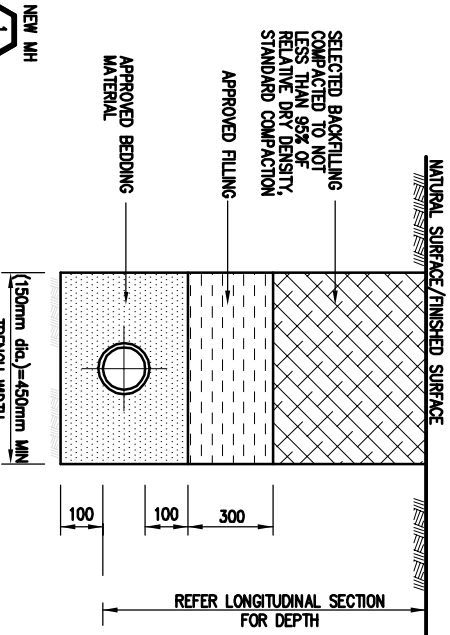


SEWERAGE NOTES :-

1. THE SURFACE LEVELS SHOWN ON THE SEWERAGE PLAN & LONGITUDINAL SECTIONS ARE INDICATIVE ONLY. THE CONTRACTOR SHALL COMPLETE MANHOLES/INSPECTION CHAMBERS 50mm ABOVE FINISHED SURFACE LEVEL.
2. ALL SEWERAGE PIPES TO BE 150mm dia. UPVC CLASS 'SN8' SEWER EXTRA HEAVY OR APPROVED EQUIVALENT.
3. ALL MANHOLES/INSPECTION CHAMBERS TO BE 1050mm DIA. NOM.
4. ALL MANHOLE COVERS SHALL BE 600mm OPENING WITH CAST IRON COVERS (UNLESS OTHERWISE SHOWN) FOR OFFSETS TO MANHOLES, OFFSETS & END OF LINES - REFER THIS PLAN.
5. THE CONTRACTOR OR HIS SURVEYOR SHALL MAINTAIN ACCURATE RECORDS OF LEVELS & LOCATIONS OF ALL SERVICES TO FULLY COMPLY WITH COUNCIL'S 'AS CONSTRUCTED' INFORMATION REQUIREMENTS.
6.  INDICATES SEWER LINE NUMBER.
7. ALL MANHOLE DROP TYPES TO BE IN ACCORDANCE WITH I.P.W.E.A.Q. STANDARD DRAWING NO. S-0021 'ACCESS CHAMBERS 1050mm NOM. DIA. PRECAST COMPONENTS'.
8. ALL HOUSE CONNECTION BRANCHES (HCB) TO BE IN ACCORDANCE WITH I.P.W.E.A.Q. STANDARD DRAWING NO. S-0030 'HOUSE CONNECTION BRANCHES'.
9. ALL WORKS ASSOCIATED WITH LIVE SEWERAGE LINES TO BE CARRIED OUT BY TOOWOOMBA REGIONAL COUNCIL GREENMOUNT SERVICE CENTRE, AT CONTRACTOR'S EXPENSE.
10. SEWERAGE LINES HAVE BEEN SET AT DEPTHS WHICH ALLOW FOR FUTURE CUTTING OF ALLOTMENTS DURING FORMATION OF BUILDING PLATFORMS SUCH THAT ADEQUATE COVER TO THE LINE WILL BE MAINTAINED. NO CHANGES TO THE DESIGN GIVEN ARE TO BE CARRIED OUT WITHOUT THE PRIOR APPROVAL OF THE ENGINEER.
11. ALL HOUSE CONNECTION STUBS TO BE 100mm dia. UPVC CLASS 'SN10' SEWER EXTRA HEAVY PIPE (1 IN 60 MIN GRADE). CONNECTIONS POINTS ARE TO BE FINISHED IN ACCORDANCE WITH THE DETAILS ON DRAWING NO. 104000 / 404.

LEGEND

	New Sewer Gravity Main
	New Rootwater Line
	New Enveloper Conduit
	New 100mm Water Main
	Existing Water Main
	Existing Telstra
	New Electrical - Underground
	Electrical - Overhead
	Stormwater Drainage
	New Pavement
	House Connection Branch



Manhole Setout Table

Manhole ID	Easting	Northing
5/2	387177.974	6934293.346
3A/2	387180.741	6934331.647
3B/2	387199.147	6934330.317
3C/2	387206.434	6934431.185
3D/2	387211.287	6934498.351
3E/2	387216.398	6934569.097
3F/2	387197.447	6934570.486
3/20	387076.157	6934358.818
2/20	387083.507	6934460.551
1/20	387091.998	6934578.084

SEWER MANHOLES

1. "POO-PITS" MAY BE CONSTRUCTED IN LIEU OF MANHOLES AT THE FOLLOWING LOCATIONS:
 MH 3E / 2
 MH 3C / 2
 MH 3B / 2 &
 MH 2 / 20

BEDDING & BACKFILLING

1. PIPE GRADES TO BE CHECKED BY COUNCIL AFTER PLACING AND BEFORE BACKFILLING.
 2. BEDDING MATERIAL TO BE COMPACTED TO 90% R.D.D. BEFORE LAYING SEWER PIPES.

C.E.D. SEWER LAYOUT PLAN
 Scale:- c

Revisions

Revisions	Date
A Original issue	May 08
B For Construction	Aug 08

BAKER ROSSOW
 CONSULTING ENGINEERS

136 HERRIES STREET
 PO BOX 1382
 TOOWOOMBA
 QLD 4350
 PH.: 07 4638 5655
 FAX.: 07 4638 3558
 EMAIL: mail@bakerrossow.com.au

client **STYLCO PTY LTD**

project **WILLIAM STREET, CAMBOOYA**

title **C.E.D. SEWER LAYOUT PLAN**

Survey	Design	Examined	Certified
HS AUG 06	CMO MAR 08	W/M MAR 08	CEA MAR 08

FOR BAKER ROSSOW CONSULTING ENGINEERS

DISCREPANCIES WHERE ANY DISCREPANCY EXISTS BETWEEN FIGURED AND SCALED DIMENSIONS, THE FIGURED DIMENSIONS SHALL APPLY.

COPYRIGHT THE CONTRACTOR SHALL VERIFY ALL DIMENSIONS, LOCATIONS AND DEPTHS OF THE WORK BEFORE COMMENCING ANY WORK ON SITE. IF ANY DOUBT EXISTS THE CONTRACTOR SHALL NOTIFY THE ENGINEER IMMEDIATELY BEFORE PROCEEDING WITH ANY WORK.

JOB No. 104000

No. of plans **401**